

2012

SUPER CUTTERMASTER



Conquest Industries

12740 Lakeland Rd.

Santa Fe Springs CA 90670

562-906-1111

Three Axes Cuttermaster


INTRODUCTION



With the setting showed, **(Wheel removed to show the machine parts)** the machine acts as a regular two axes Cuttermaster.

Please read the CUTTERMMASTER Operator's Manual for working directions on this type of setting.

The side sharpening of end mills is possible with this type of setting.



And also the sharpening of the front cutting edge of the end mills



By means of the raising handle




the wheel can be raised




to work with the discharge angle of the end mills



Releasing just one screw and the locking handle the wheel can be set at a desired angle.




to work inside the flutes of the end mills




Of course to set an special wheel for that type of work



the wheel guard should be removed and a proper one set instead



In addition, an extension should be set behind the wheel.



The new set up (with wheel) will look like:



And by means of the raising handle



the wheel height can be adjusted to work inside the flutes



Attention: to change the working angle, the wheel must be in the top position.

The versatility of the three axes Cuttermaster allows for the possibility of different settings on different types of works.

For accessories, updates and new product releases check our website:
www.cuttermaster.com

Always be sure to mail in your warranty card. If your purchase is not been registered with us then we cannot provide service on warranty-related issues.

When calling for technical support, please have the model number and the serial number of your machine available.

Warnings

Please read carefully the following before proceeding and truly comply with it as failure to observe all could result in **serious bodily harm and injury**.

1. Read these entire instructions before proceeding.
2. Never use a grinding wheel with an RPM rating below 3450 RPM.
3. Never operate this machine without wearing appropriate eye protection against possible flying particles.
- 4.



LIMITED WARRANTY

Conquest Industries, Inc. and its employees are proud of our products and are committed to providing our customers and end users with the best designed and manufactured state of the art equipment, machines, accessories, parts and other Conquest products. This Limited Warranty and Service Policy describes Conquest's Warranty and warranty procedures.

Comments and Questions: We welcome comments and questions regarding our products. Please contact us at:

Customer Service Center
Conquest Industries, Inc.
12740 Lakeland Road
Santa Fe Springs, CA 90671
Telephone: (562)-906-1111
Facsimile: (562)-906-1112

Scope of Warranty: All Conquest machines are warranted against defects in Conquest workmanship and materials.

Warranty Period: Conquest equipment is warranted for 12 months from the date of shipment to the customer from Conquest's factory. Excluding vises, which are warranted for lifetime on workmanship and material. All warranty claims must be submitted to Conquest Customer Service prior to the expiration of the warranty period.

Repairs or Replacement Within the Scope of the Warranty: If a Conquest product is defective due to Conquest workmanship or materials and the defect occurs during the warranty period, then Conquest will either repair the product or replace it with a new one, whichever Conquest believes to be appropriate under the circumstances. Conquest is not responsible for removal and shipping of the Conquest product to the service center, the reinstallation of the Conquest product upon its return to the customer, or any incidental or consequential damages resulting from the defect, removal, reinstallation, shipment or otherwise.

Procedure to Receive Warranty Service: If required, customers should take or ship the Conquest product requiring warranty service to Conquest Customer Service Center. Please include an explanation of the defect or problem, a description of the way in which the Conquest product is used, and your name, address and telephone number.

Repair by Other than a Conquest-Authorized Service Center: A repair by anyone other than a Conquest Authorized Service Center must be approved in advance by Conquest.

Repairs outside the Scope of the Warranty: Problems with Conquest products can be due to improper maintenance, faulty installation, non Conquest additions or modifications, or other problems not due to defects in Conquest workmanship or materials. If the Conquest Service Center determines that the problem with the Conquest products is not due to defects in Conquest workmanship or materials, then the customer will be responsible for the cost of any necessary repairs.

Intended Use: Conquest products are designed for industrial and commercial, rather than household, family or personal use.

Product Specifications: All product specifications, applications and other information provided in Conquest's catalog and publications are subject to correction and change without notice and should be confirmed with Conquest Industries prior to ordering.

Extended Warranties: Extended warranties are available for certain Conquest products. Consult with Conquest's Customer Service for extended warranties. Extended warranties are subject to the terms and procedures of this policy.

No Other Warranties and Liability Limitation: This Limited Warranty represents Conquest's sole and exclusive warranty obligation with respect to Conquest products. Conquest's liability to a customer or any other person shall not exceed the Conquest's sales price of the applicable Conquest product. CONQUEST DISCLAIMS ALL OTHER EXPRESS AND IMPLIED WARRANTIES INCLUDING THE IMPLIED WARRANTIES OF FITNESS FOR A PARTICULAR PURPOSE AND MERCHANTABILITY.

Conquest has made every effort to make its catalogues and brochures complete and accurate as of the time of printing. Since products are continuously being improved, all data is subject to change or correction. The data presented here is for general information to provide an overview of Conquest's capabilities. For any other specific applications, installation and operations, please contact Conquest's Customer Service.

Customer:
.....
.....
.....
Date Sold:
Machine Serial #

**PLEASE, REGISTER THIS WARRANTY BY
MAILING IT TO:**

Conquest Industries
Customer Services
12740 Lakeland Road
Santa Fe Springs, CA 90671